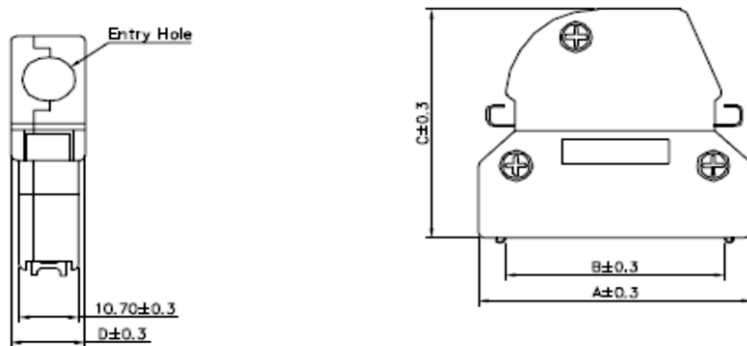
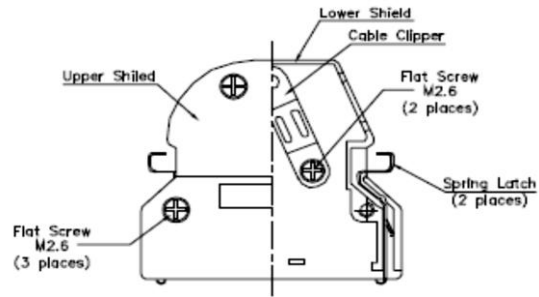


Part Description	Part No.	Material	Finishing	REV.
179f SERIES SCSI 1.27mm SHIELDED BACKSHELL KITS ANGLED EXIT WITH SPRING LATCHES	OYS-179f-XXX-X-X	Refer to Note	Refer To Note	0



NO.OF CONTACTS	A	B	C	D
26	35.10	25.14	48.70	13.00
36	41.50	31.54	46.50	13.00
50	50.50	40.54	46.25	13.30
68	61.40	51.50	46.30	15.60



ANY DOUBTFUL PLEASE ASK. DO NOT PROCEED IF DOUBTFUL NOT CLEAR.
NOTES: NA

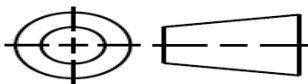
4	Cable Clipper	Steel Nickel plated		
3	Screw	Steel Nickel plated over Copper		
2	Spring Latches	Phosphor Bronze over Copper		
1	Backshell	Zinc plated Nickel over Copper		
No	Part Name	Part Material	Qty for Assy	Remarks

How To Order

179f - $\frac{XXX}{a}$ $\frac{X}{b}$ $\frac{X}{c}$

- a. No. of Pins
 - 26pos= 60°
 - 36pos= 67°
 - 50pos= 67°
 - 68pos= 70°
- b. Entry hole sizes:
 - 0: ø8.0(26P)
 - 1: ø9.0(26P, 50P)
 - 2: ø10.0(50P, 68P)
 - 3: ø11.0(68P, 68P)
- c. Retention features:
 - 1: Backshell,full nickel(Standard)
 - 2: Backshell,full gold plated

THIRD ANGLE PROJECTION



DRAWN BY

CHECKED BY

APPROVED BY

DATE: 16-12-2015

ALL DIMENSION ARE IN MM

